



An Introduction to SCA Archery: *So You've Decided to Take Up the Bow...*

University of Atlantia #116b

Class #716



Housekeeping and Admin

- Introductions
- Please mute when not speaking
- Questions are always welcome

Objectives for this class

This class will introduce SCA target archery and provide a primer on considerations for choosing archery equipment suitable for SCA use that is a good fit for the new archer.

Objectives for this class

Participants will be able to:

- ...identify, locate, and apply the documents regulating SCA target archery
- ...identify the types of archery equipment permitted in the SCA
- ...summarize the key features of different types of bows and arrows used in the SCA
- ...better evaluate their options for the selection of SCA archery equipment



Participants will be able to identify, locate, and apply the documents regulating SCA target archery

- SCA Rules
- Kingdom Rules
- Tournaments
- Allowances


Participation in SCA Target Archery

- No formal target authorization is required for participants
- Target archery (TA) is the most widely practiced martial art in the SCA that uses potentially deadly weapons
- Official SCA TA activities require an authorized range under the supervision of an authorized TA marshal
- Participants are responsible for the safety of their equipment and their behavior on the range

Target Archery Rules

SCA Target Archery Marshal's Handbook

- Archery Marshal Requirements & Responsibilities
- Equipment Standards
- Range Safety & Procedures



SCA Target Archery Marshal's Handbook

III. Equipment Standards, A. General Standards

1. All equipment should be consistent with pre-17th century archery in looks and function. The construction, use, and knowledge of period-style equipment and its safe use are among the primary goals of SCA archery. However, the use of modern equipment is permitted provided it meets the equipment standards spelled out below.

SCA Target Archery Marshal's Handbook

III. Equipment Standards, A. General Standards

2. Nothing in these rules shall be interpreted as preventing a Kingdom or branch from making rules requiring the use of period style equipment in a period division or a specific competition. The rules allow the use of modern-style bows, but do not require that all competitions allow their use.

SCA Target Archery Marshal's Handbook

III. Equipment Standards, A. General Standards

3. Each archer has the ultimate responsibility for the proper care, inspection and safe use of his/her own weapons, and for knowing and following the SCA and Kingdom target archery rules.

...

4. Exceptions to the use of prohibited equipment may be allowed as follows.

...

SCA Target Archery Marshal's Handbook

IV. Bows

A. Bows may be made of any suitable material, provided they are judged safe to shoot by the Target Archery Marshal.

B. Adjustable or fixed sights are not allowed.

...

C. There are no draw weight limits for target archery bows...

SCA Target Archery Marshal's Handbook

IIV. Bows

- D.** No modern spring/flipper rests or plunger buttons are allowed...
- E.** No stabilizers, clickers, or modern string release devices are allowed. ...
- F.** Bows with cutout risers (i.e., those that can be seen through from the side, often found in take-down bows with metal risers) must have the openings covered...

SCA Target Archery Marshal's Handbook

V. Crossbows

- A. Non-period center-shot trackless crossbow styles are not allowed.
- B. No compound prods or break-cocking crossbow styles are allowed in competition. There will be no exceptions to this prohibition.
- C. No archer shall continue to use a crossbow that is observed by a Target Archery Marshal to have too heavy a draw for the archer to use safely.

SCA Target Archery Marshal's Handbook

V. Crossbows

D. Prods of most materials are allowed, provided they are judged safe to shoot by the Target Archery Marshal. Prods of unusual material or construction will be required to pass the inspection of the Kingdom Archery Marshal or a designated deputy.

...

E. Simple rear sights are allowed. Front sights are not allowed.

F. Stocks may be of any material.

SCA Target Archery Marshal's Handbook

V. Crossbows

- G.** If a modern stock with openings that can be seen through from the side is used, all such openings must be filled or covered to appear more period. Openings that are intended for gripping the stock need not be covered. Openings may be covered with tape, leather, cloth, etc.
- H.** Pistol style grips/ assault style stocks shall not be allowed.

SCA Target Archery Marshal's Handbook

VII. Strings

A. All strings shall be appropriate in length and strength for the bow type and weight. Linen, silk, artificial sinew, and any modern bowstring materials are acceptable, as long as strings are properly constructed.

...

B. nocking point may be attached to the string. It may be made of metal or tied on. A single nocking point is allowed.

...

C. Peep sights or kisser buttons mounted on the string are not allowed.

SCA Target Archery Marshal's Handbook


VIII. Arrows and Bolts

- A. All shafts shall be of wood or of bamboo-like materials.
- B. Both self and footed shafts are permitted.
- C. No broadheads or tips that cause excessive damage to the targets shall be used, except for special competitions using these heads with the permission of the Target Archery Marshal-in-Charge and the Kingdom Archery Marshal.
- D. Fletched arrows and bolts shall have feathers or other pre-17th century material. Plastic vanes are not allowed.
- E. Nocks for arrows, and caps, rings, or nocks for bolts may be of any material, provided they are securely attached.

Target Archery Rules

Kingdom of Atlantia Target Archery Handbook

- Local Conventions
- TA Archery Marshal Warrant Process
- Authority to Interpret the Rules
- *Kingdom Specific Rules*



Atlantia Target Archery Handbook

SCA and Target Archery

Within the Society for Creative Anachronism (SCA), we look to activities that existed “in period” (600 –1600 CE). Target archery fits well in the Society, for target archery has been in existence for thousands of years, and is even older than the other martial arts of the SCA. Target archers focus on developing skills used by those living during our period of interest for survival, warfare, and everyday use for hundreds of years. Equipment used today is similar to equipment that was used then, and in some cases exactly the same.

Atlantia Target Archery Handbook

Notable Differences from SCA Rules

1. PVC bows prohibited
2. Compound bows prohibited without exception
3. Center-shot crossbows prohibited
4. Modern crossbows are frowned upon (but not prohibited)
5. Modern rifle-style stocks or pistol grips prohibited

Target Archery Rules

Event/Tournament Specific Rules

- May be more specific or stringent than SCA and Kingdom rules
- “Period” versus “Non-Period” equipment

Target Archery Rules

The screenshot displays the SCA Scores Site for the Kingdom of Atlantia. At the top left is the SCA logo with the text "THE SOCIETY FOR CREATIVE ANACHRONISM, INC.". The main header reads "Scores Site". Below this, there are two main sections. The left section is a navigation menu with the following items:

- Home
- Marshal's Login
- User's Guide
 - Scores Home Pages
 - SCA Scores Site Home
 - Target Archery Pages
 - Thrown Weapons Pages
- Scores Pages
 - Kingdom of Aethelmearc
 - Kingdom of Ansteorra
 - Kingdom of An Tir
 - Kingdom of Artemisia
 - Kingdom of Atenveldt
 - Kingdom of Atlantia
 - Archery
 - Thrown Weapons
 - Kingdom of Avacal
 - Kingdom of Caid
 - Kingdom of Calontir
 - Kingdom of Ealdormere
 - Kingdom of East
 - Kingdom of Gleann Abhann
 - Kingdom of Lochac

The right section is titled "Event Registration Site" and contains a message: "If you are looking for the new SCA Event Registration Site unfortunately named SCORES please used the link below." Below this is a link for "SCA Event Registrations".

Below the registration site is a large banner for the "Kingdom of Atlantia" with the text "WELCOME TO THE KINGDOM OF ATLANTIA" and "Target Archery Scores". The banner features two crests on either side.

Below the banner is a section titled "General Info" with a navigation menu:

- Home
- Marshal's Login
- User's Guide
- Scores Home Pages
- General Info
 - Rules
 - Awards
 - Marshal Rosters
 - Regional Marshals
 - Teaching Marshals
 - Archery Marshals
 - Archery MITs

The main content area below the banner contains a welcome message from Lord Gregge the Archer, the Kingdom Scorekeeper. The message reads: "Greetings my fellow Archers I am Lord Gregge the Archer, the Kingdom Scorekeeper. I will be your faithful servant in keeping this site up to date along with the creator of this wonderful site Sir Jonathas. If you believe your score is incorrect please search your name and check all of the scores submitted and the dates, sometimes the scores you were counting on are now over 12 months old. Please also use the search and look for your name if you have not shot in the last 12 months. If you have shot Royal Rounds within the last year, please contact the Archery Marshal who was in charge and find out if they will submit the scores. They can submit the scores online, by e-mail or by regular "snail" mail. If your name appears without the SCA Name, a Mundane Name, a Group, a Bow Type, or is spelled incorrectly, please let me know so I can make corrections. If you are an archer in Atlantia, and your name is not on this list, please contact me at the e-mail address above. How do I participate? For a description of the Archery Ranking System in the Kingdom of Atlantia, please refer to the Target Archer Marshal's Page where the Archery Handbook can be found. Go to an event that has target archery, and shoot in a Royal Round. Ask the Archery Marshal if they intend on reporting the results (see below). Local practices whose schedules are published in a group newsletter count as official."

Target Archery Rules

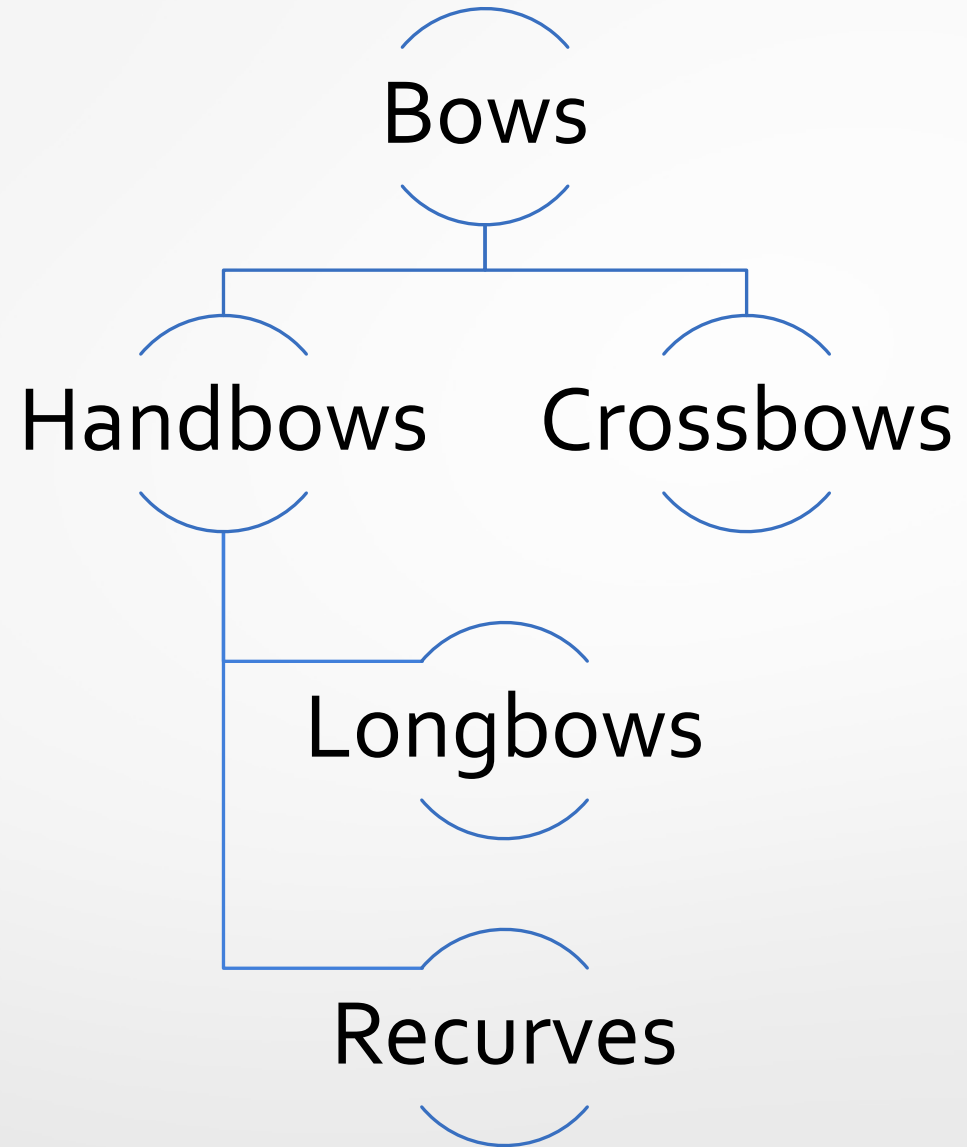
Local Practice Allowances

- May be more lenient or liberal than SCA event or tournament rules
- Leeway for new SCA archers
- Prohibited is always prohibited
- Safety cannot be compromised




Participants will be able to identify the types of archery equipment permitted in the SCA

- Bows
- Strings
- Crossbows
- Arrows and Bolts



Handbows

- Found in various cultures and periods
 - Western Europe tended towards longbows
 - Eastern Europe and Asia towards recurves
- Drawn by hand
- Released by hand



Longbows

- Characterized by a long, simple bow shape
 - Western Europe tended towards longbows
 - Supply of suitable wood for bow staves
- Often carved from a single piece of wood
 - “Self” bow
 - Modern longbows are often laminated



Longbows



Longbows




- The asymmetrical Japanese yumi is considered a longbow




Recurved bows

- Characterized by string lying against the limb when strung
 - Eastern Europe and Asia tended towards recurve-like bows
 - More compact, suitable for horse archers
- Traditionally constructed from several parts and materials
 - “Composite bow”
 - At home in drier climates
 - Modern recurved bows are often laminated



Recurved bows




Recurved bows

- Some horse bows are recurves, some are not




Copyright © 2024 Robert Upson,. All rights reserved.



6/12/2024


Recurved bows

- Reflex/Deflex bows are not all technically recurves, but it is arguably reasonable to group them together rather than with longbows
- The greater efficiency of recurves (and R/D bows) means that a bow with shorter limbs can be comparable to a longbow in performance

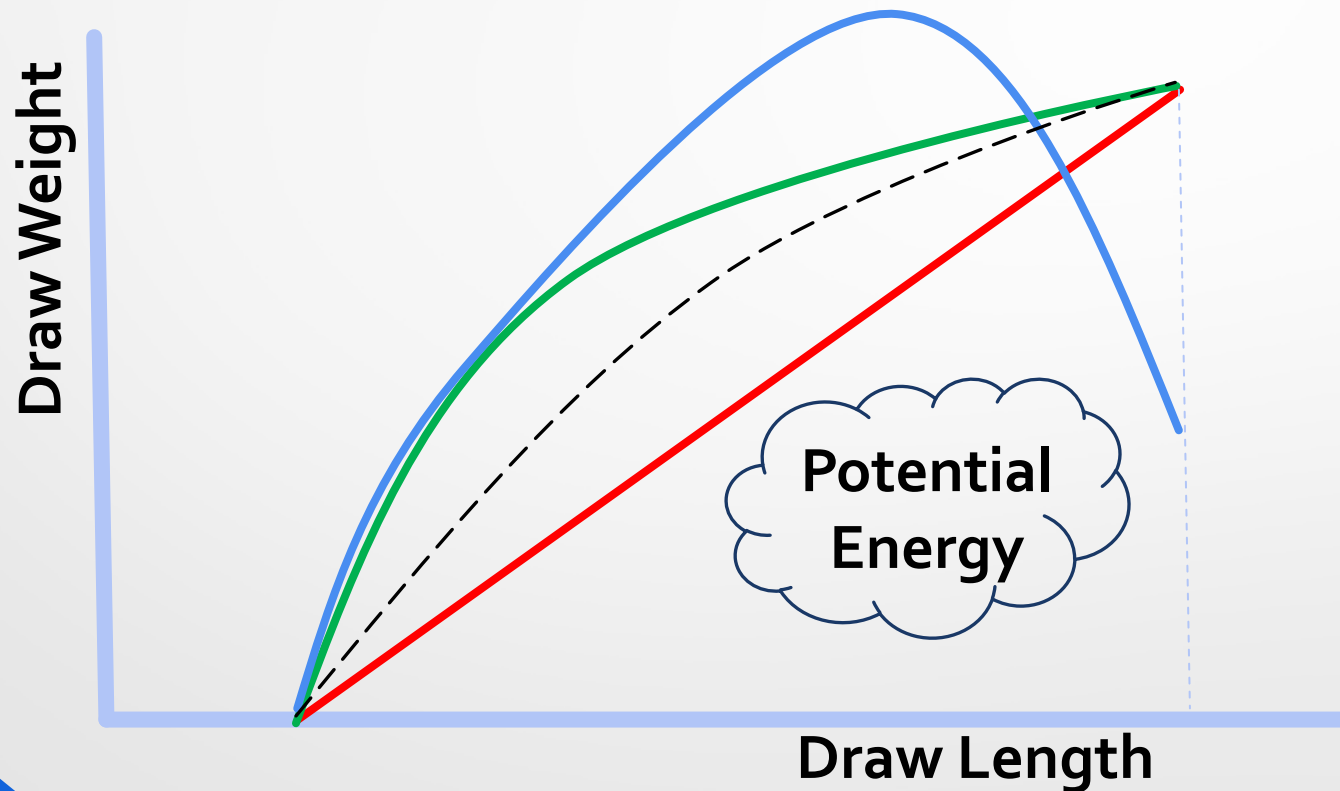


Recurved bows

- The recurve uses a simpler form of the principle used by a modern compound bow
- Compound bows are considered excessively modern and prohibited in SCA archery



Longbow versus Recurved bow



Bow Efficiency

- Longbow
- Reflex/Deflex
- Recurve
- Compound

Crossbows

- A bow mounted to a stock or “tiller”
- Found in various cultures and periods
- Cocked or “spanned” using various means
- Released using a trigger mechanism





Crossbows




Arrows

- Natural material shafts
 - Wood, bamboo
 - “self” or “footed”
- Natural fletching
 - Feathers, leather, parchment
 - 3 or 4 fletches typical
- Target points
 - No broadheads or bodkins*



Bolts or Quarrels

- Natural material shafts
 - Wood, bamboo
 - “self” or “footed”
- Natural fletching
 - Feathers, leather, parchment, wood
 - 2 or 3 vanes typical
- Target points
 - No broadheads or bodkins*



Strings

- Natural fibers
 - Linen, hemp, silk
- Manmade fibers
 - B-55, D-97, Fastflight



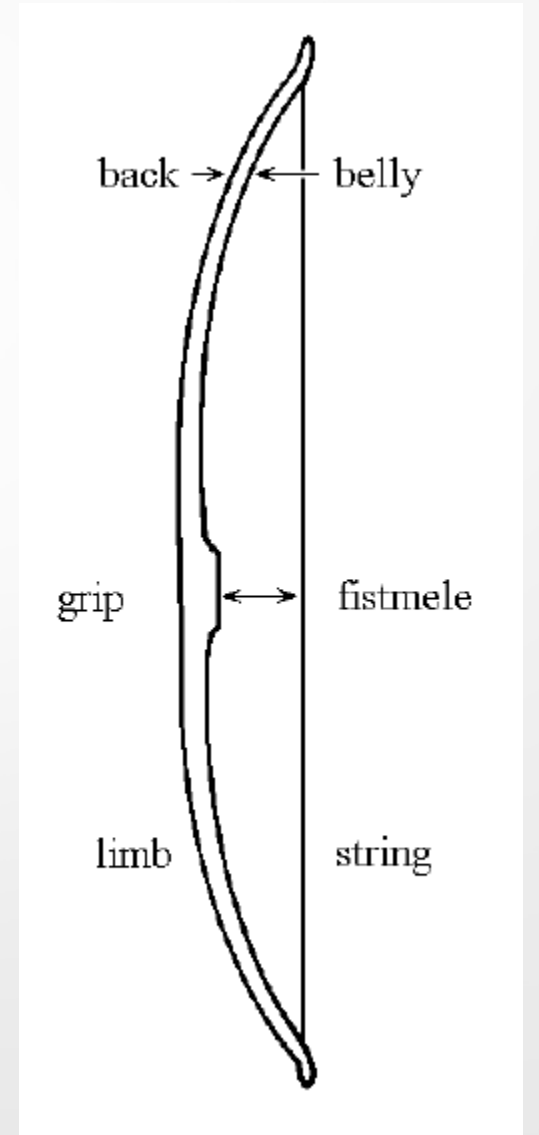


Participants will be able to summarize the key features of different types of bows and arrows used in the SCA

- Handbows and Crossbows
- “Period” and “Non-Period”

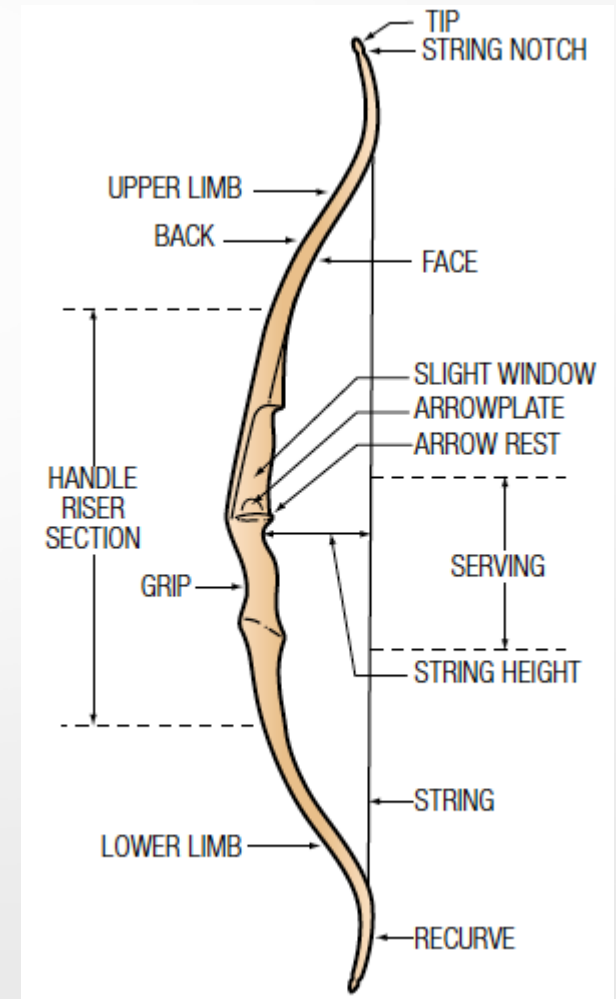
Longbows

- Back
- Belly
- Limbs
- Grip
- String
- Fistmele (*fist-meel*)



Recurved Bows

- Riser
- Arrow Shelf
- Arrow Plate
- Serving
- Nocking Point



Crossbows

- Tiller
- Prod
- Tickler
- Nut
- Bow Irons
- Bridle (*not shown*)



“Period” versus “Non-Period”

- The SCA does not distinguish between “period” and “Non-Period” bows. It only concerns itself with “close enough”.
- “Period” and “Non-Period” competition categories are defined by the tournament rules and not always as objectively as ideal.



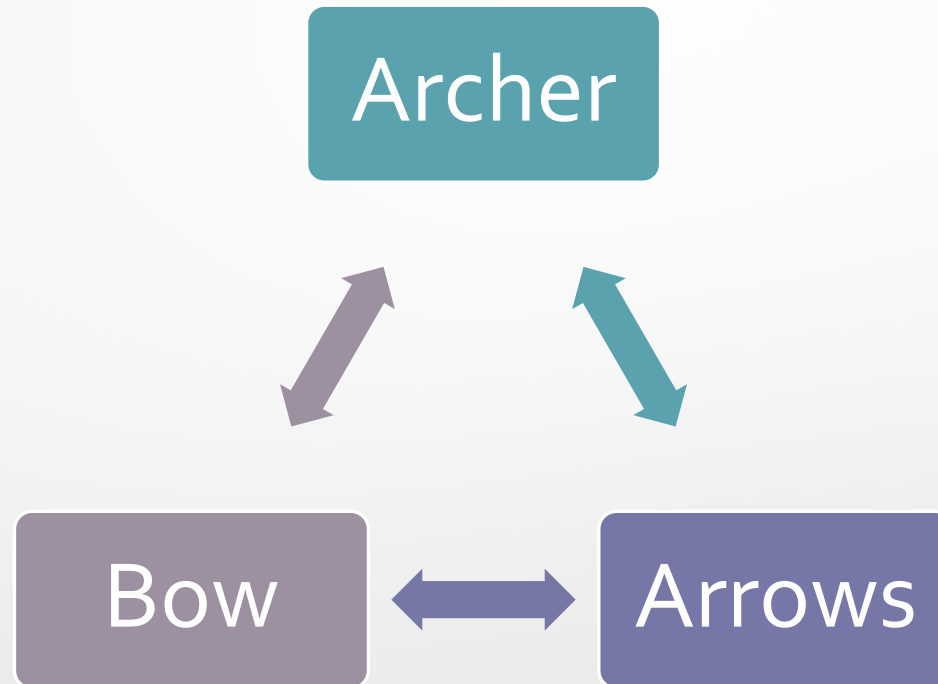


Participants will be able to better evaluate their options for the selection of SCA archery equipment

Choosing a Bow Culture

1. Your archery tackle doesn't have to match your persona's culture
2. Your archery tackle doesn't have to be "period"
3. Choosing the culture whose archery you wish to recreate can drive your equipment choices, or vice versa

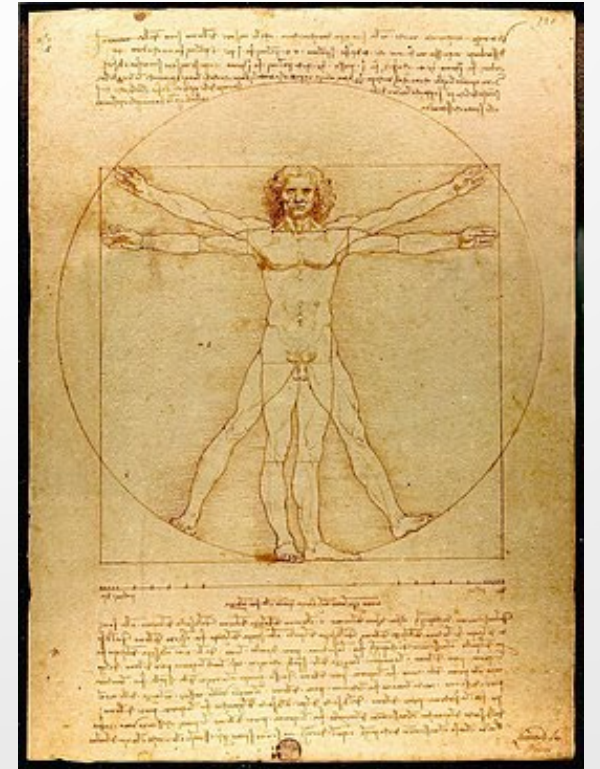
Choosing Your Equipment



Choosing Your Equipment

Archer

- Height, wingspan, strength, handedness
- Chosen style
 - Anchor point
 - Draw/arrow length



Choosing Your Equipment

Bow

- Appropriate size
- Appropriate handedness
- Appropriate draw weight
 - Actual draw weight

$$\text{Draw} = \text{Wingspan} / 2.5$$

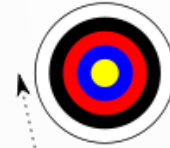
Draw Length	Bow Length
14 to 16 inches	48 inches
17 to 20 inches	54 inches
20 to 22 inches	58 inches
22 to 24 inches	62 inches
24 to 26 inches	64 to 66 inches
26 to 28 inches	66 to 68 inches
28 to 30 inches	68 to 70 inches
31 inches plus	70 to 72 inches

Choosing Your Equipment

Arrows

- Adequate length for actual draw length
- Appropriate/consistent spine
- Consistent weight
- Appropriate tips & fletching
- Enough arrows

Too much spine



Correct spine



Too little spine



Choosing Your Equipment

- You can shoot well with a mediocre bow and really good arrows
- You will be hard pressed to shoot well with an outstanding bow and bad arrows



Objectives for this class

Participants will be able to:

- ...identify, locate, and apply the documents regulating SCA target archery
- ...identify the types of archery equipment permitted in the SCA
- ...summarize the key features of different types of bows and arrows used in the SCA
- ...better evaluate their options for the selection of SCA archery equipment

Questions?

macsen@wyvernhall.com



https://wiki.atlantia.sca.org/index.php?title=Macsen_ap_Rhys_of_Wyvern_Hall



https://www.sca.org/wp-content/uploads/2020/01/target_archery_rules.pdf Target archery

http://archery.atlantia.sca.org/images/Atlantia_Target_Archery_Handbook_4-0.pdf

<https://scores-sca.org/>